


# LABOR MARKET INFORMATION

VOCATIONAL REHABILITATION: WASHINGTON COUNTY

15 JANUARY 2026

# OED RESEARCH WORKFORCE ANALYSTS

***Workforce Analysts***  
***Customer driven, fast,***  
***customized data; focused***  
***on Business customers***

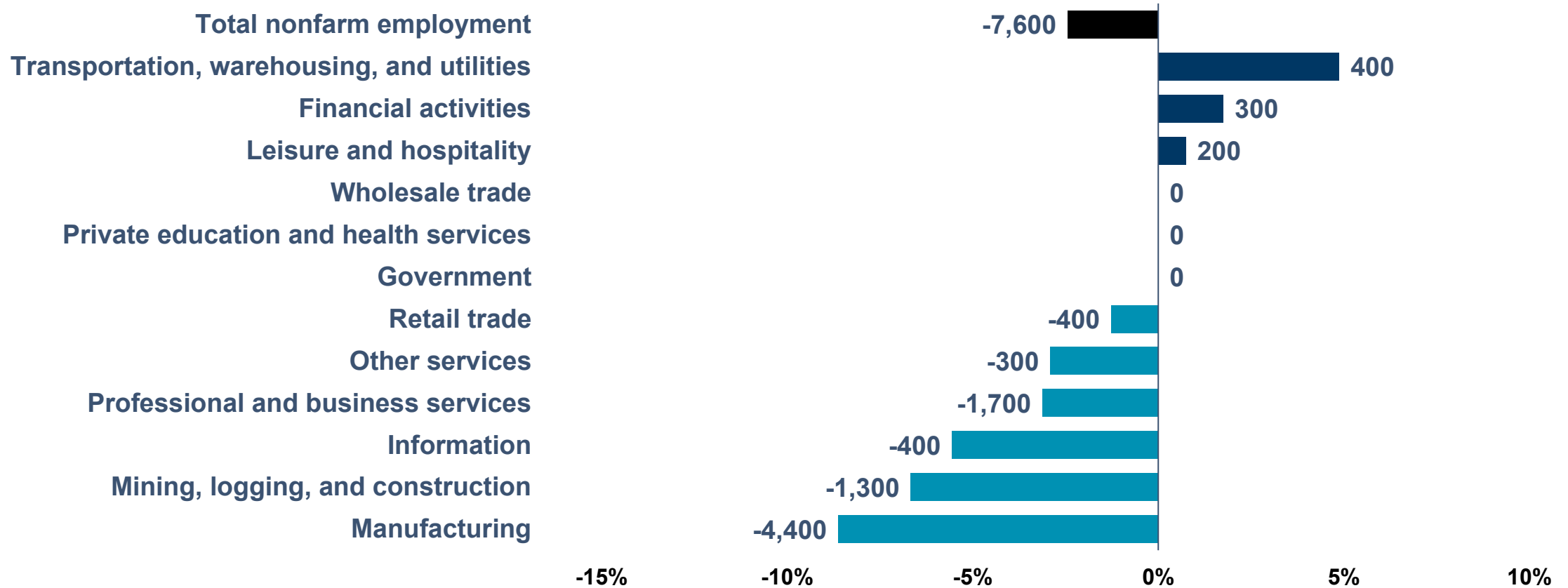


# JOBS IN WASHINGTON COUNTY



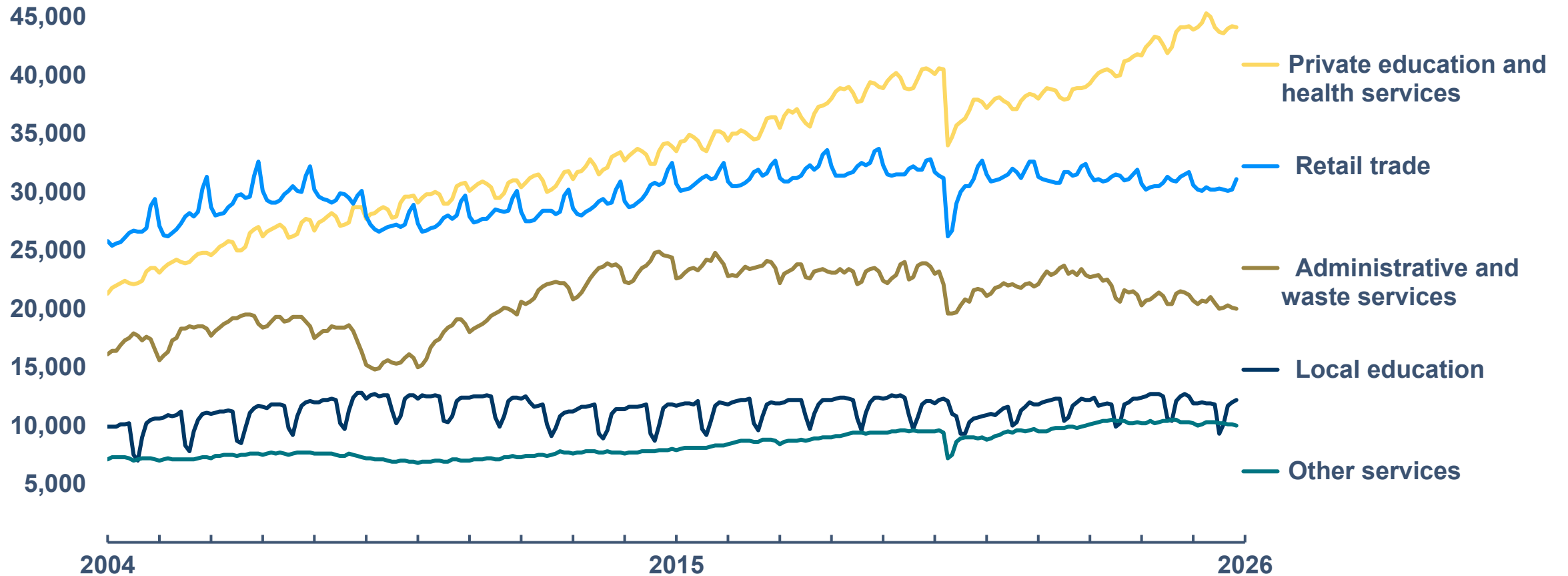
LOSSES ARE BROAD, ESPECIALLY IN MANUFACTURING. GAINS IN HEALTHCARE, L&H.

## Washington County Employment Change by Industry November 2024 to November 2025



Source: Oregon Employment Department, Current Employment Statistics, not seasonally adjusted  
(November 2025 preliminary estimate)

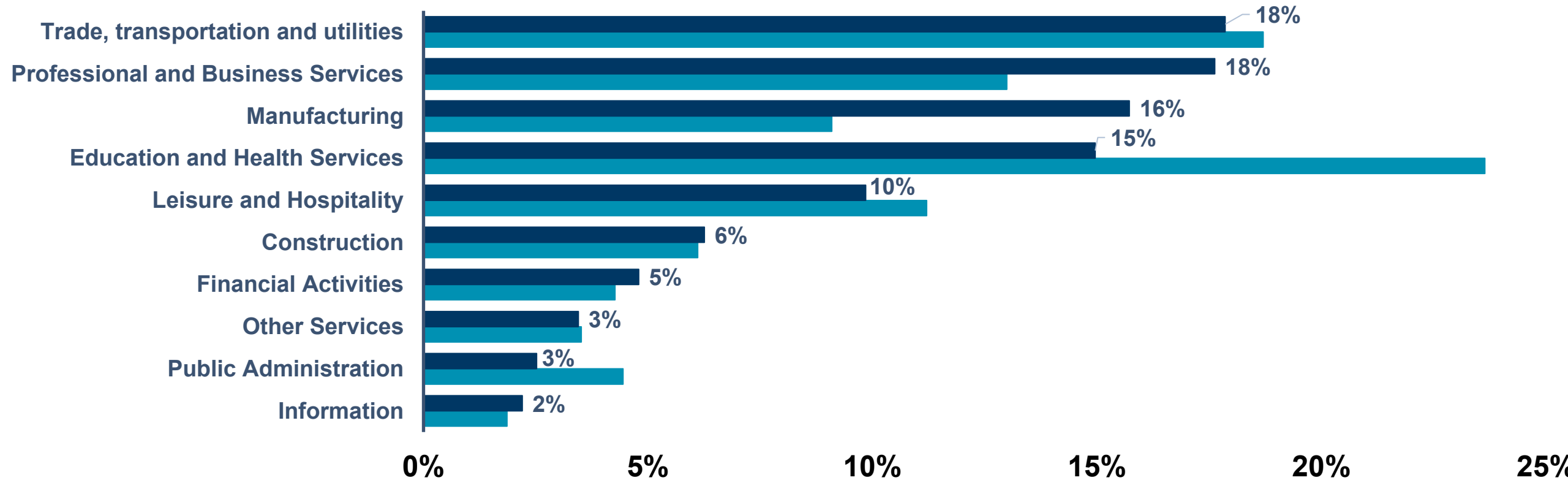
## Jobs in Washington County, Select Industries



Source: Oregon Employment Department, Current Employment Statistics (CES)

# Employment Share by Industry

■ Washington County ■ Oregon

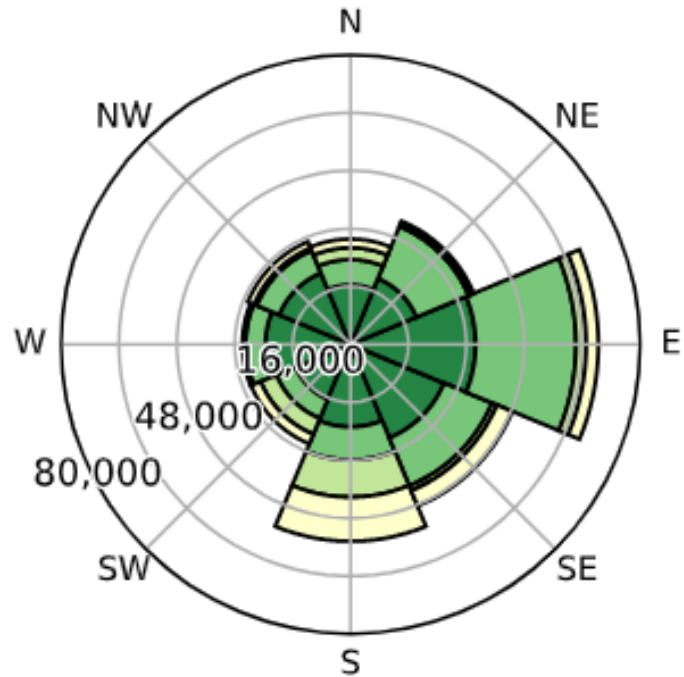


Source: Oregon Employment Department, Quarterly Census of Employment and Wages (2025Q3)

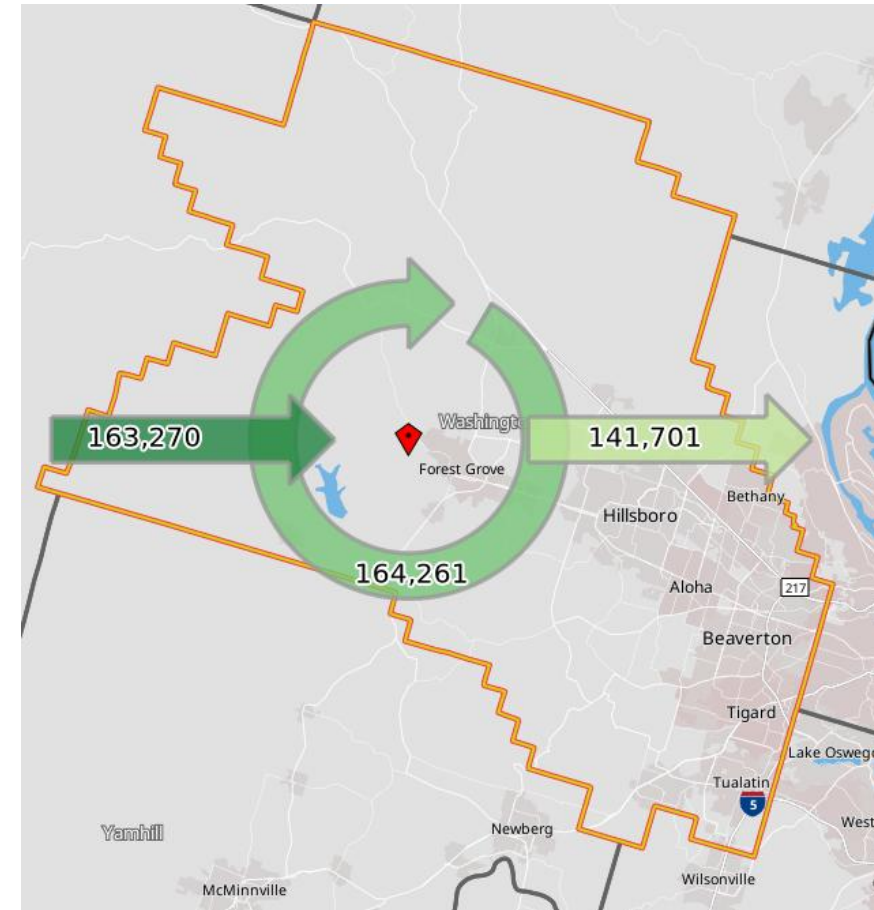
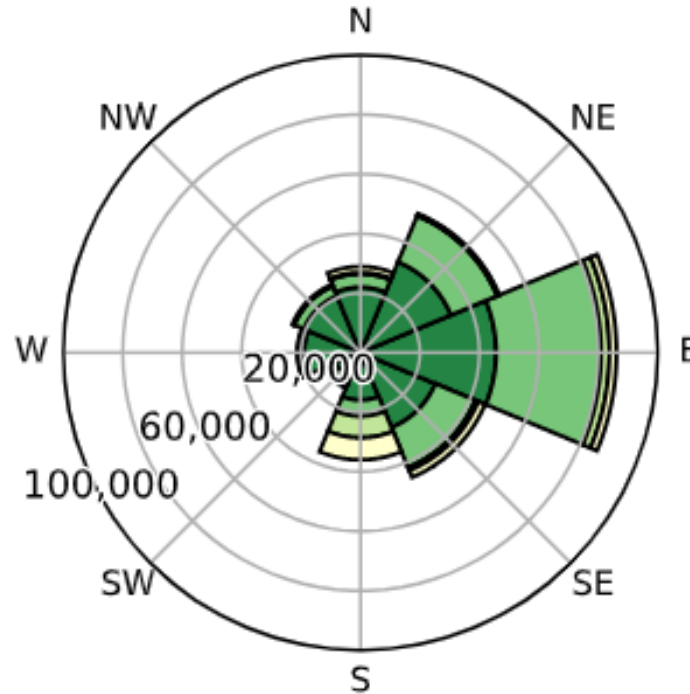
# INTERCOUNTY COMMUTERS

Washington County is a net importer of workers. Of the 330,000 employees, 50% live in the county.

Where do commuters live?

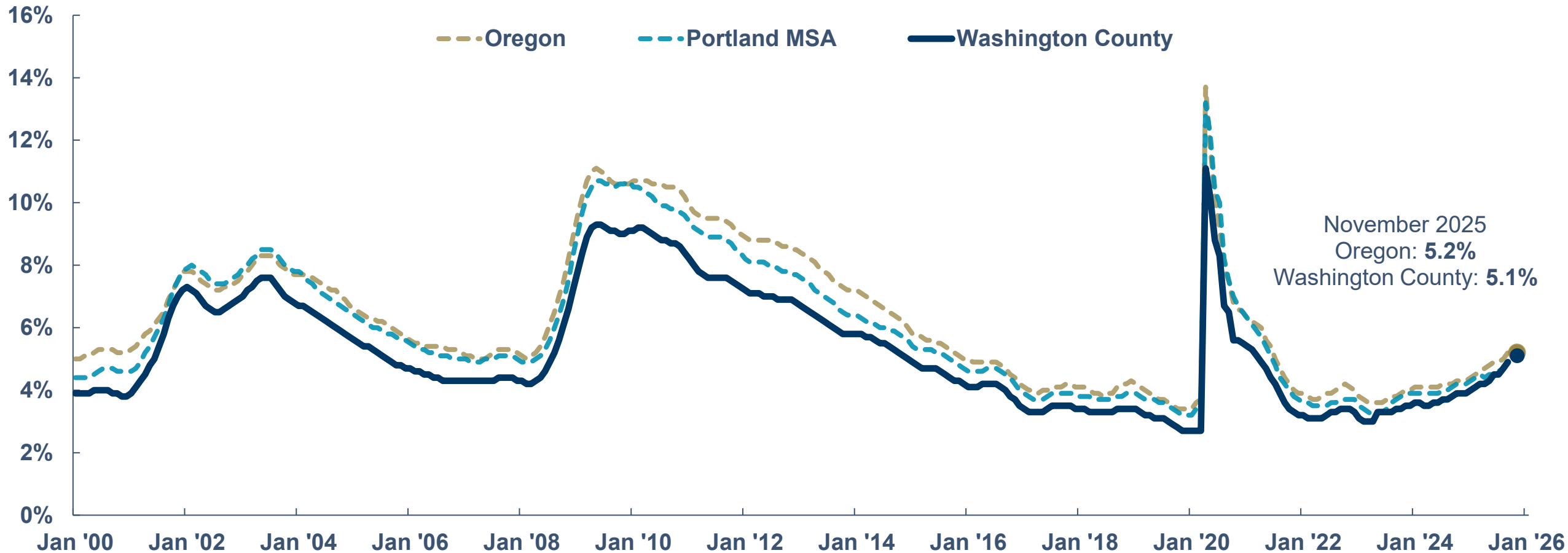


Where do residents go?



# WORKERS IN WASHINGTON COUNTY

# Rising Unemployment Rate

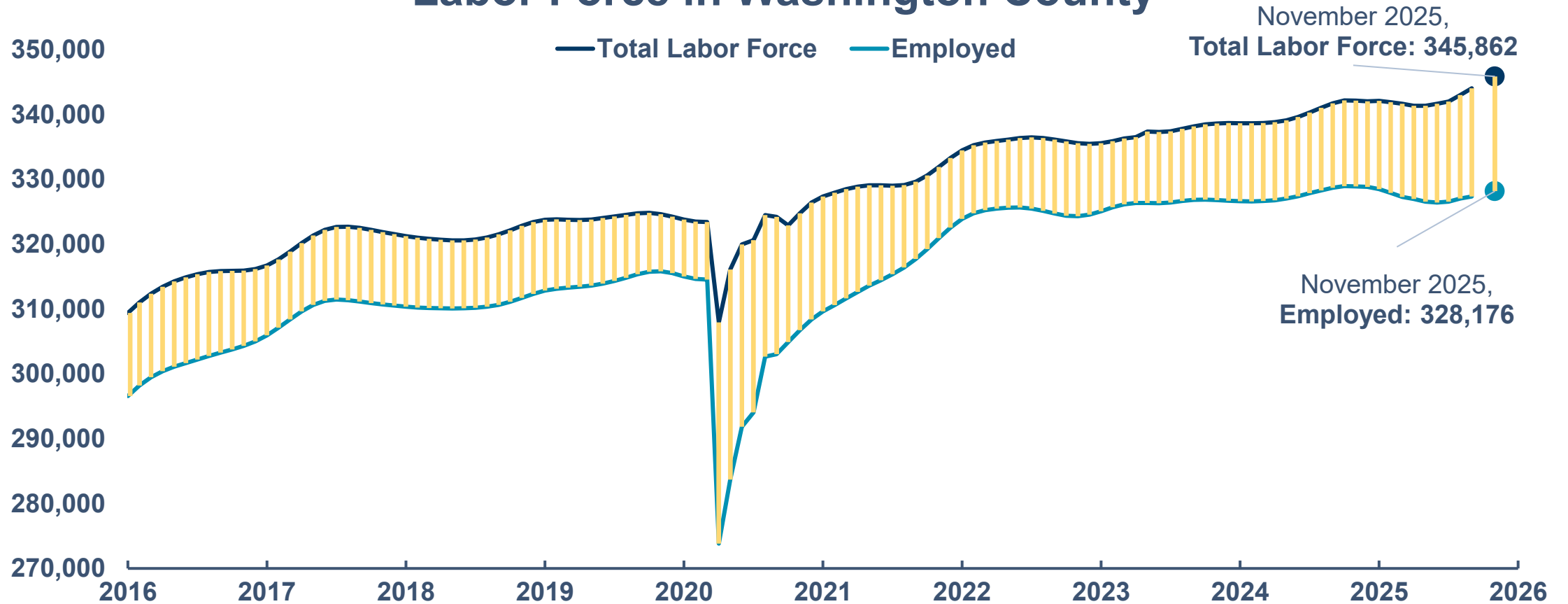


November 2025  
Oregon: 5.2%  
Washington County: 5.1%

Source: Oregon Employment Department, Local Area Unemployment Statistics (LAUS):  
Seasonally Adjusted Unemployment Rate

# MORE PEOPLE ARE JOINING THE LABOR FORCE DESPITE JOB LOSSES: DRIVING U-RATE

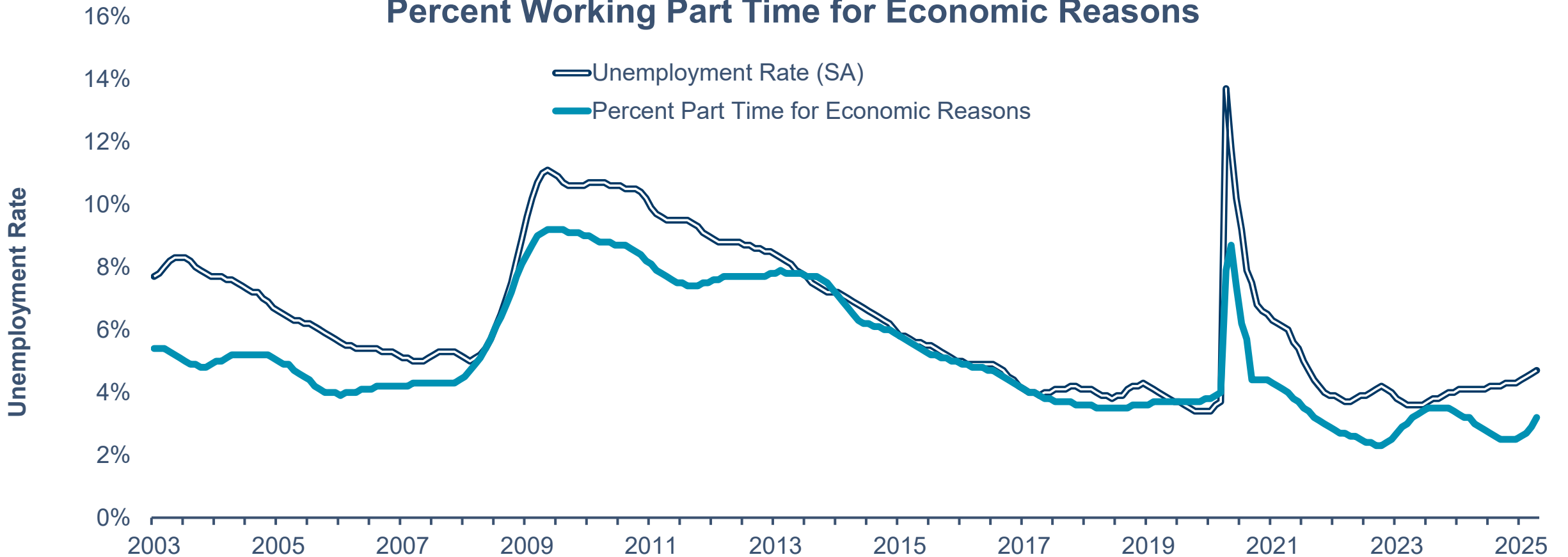
## Labor Force in Washington County



Source: Oregon Employment Department, Local Area Unemployment Statistics (LAUS): Seasonally Adjusted Unemployment Rate

# PART-TIME WORK FOR ECONOMIC REASONS (WANT FULL TIME) IS INCREASING

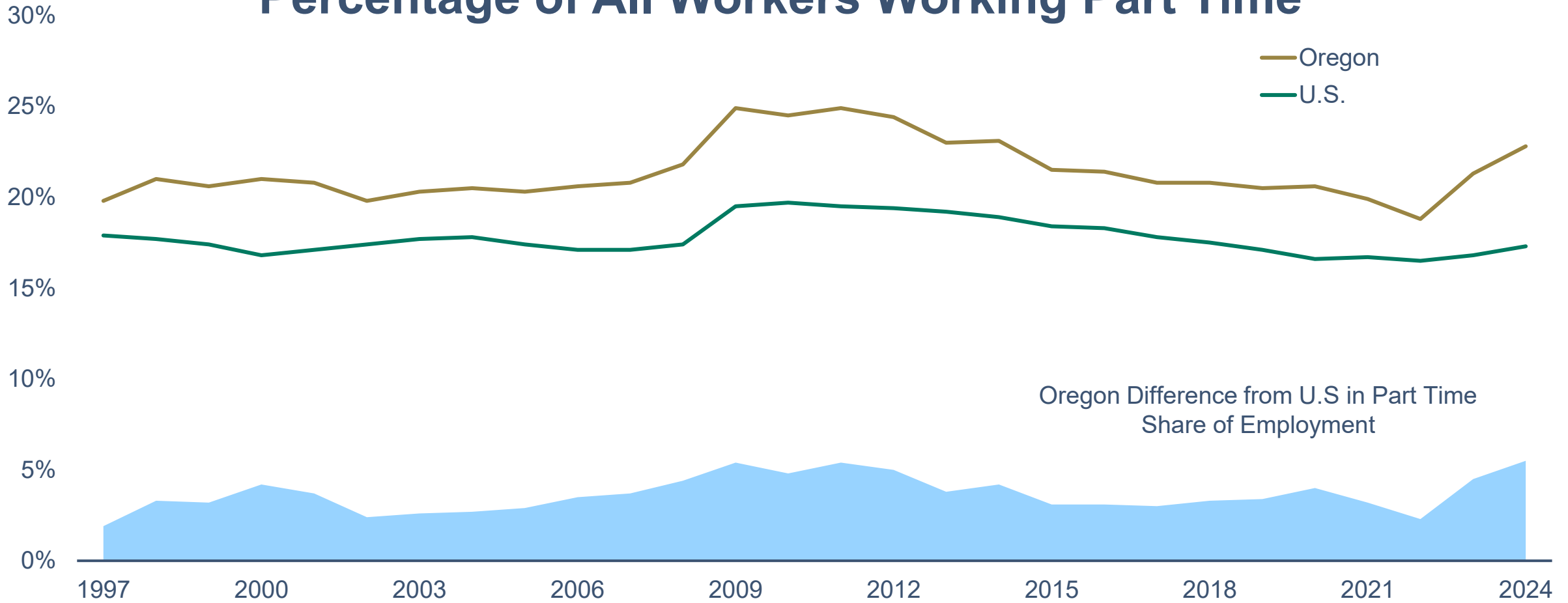
## Oregon Unemployment Rate (Seasonally Adjusted) and Percent Working Part Time for Economic Reasons



Source: Oregon Employment Department, Bureau of Labor Statistics Current Population Survey

# PART-TIME WORK MORE COMMON IN OREGON THAN NATIONWIDE

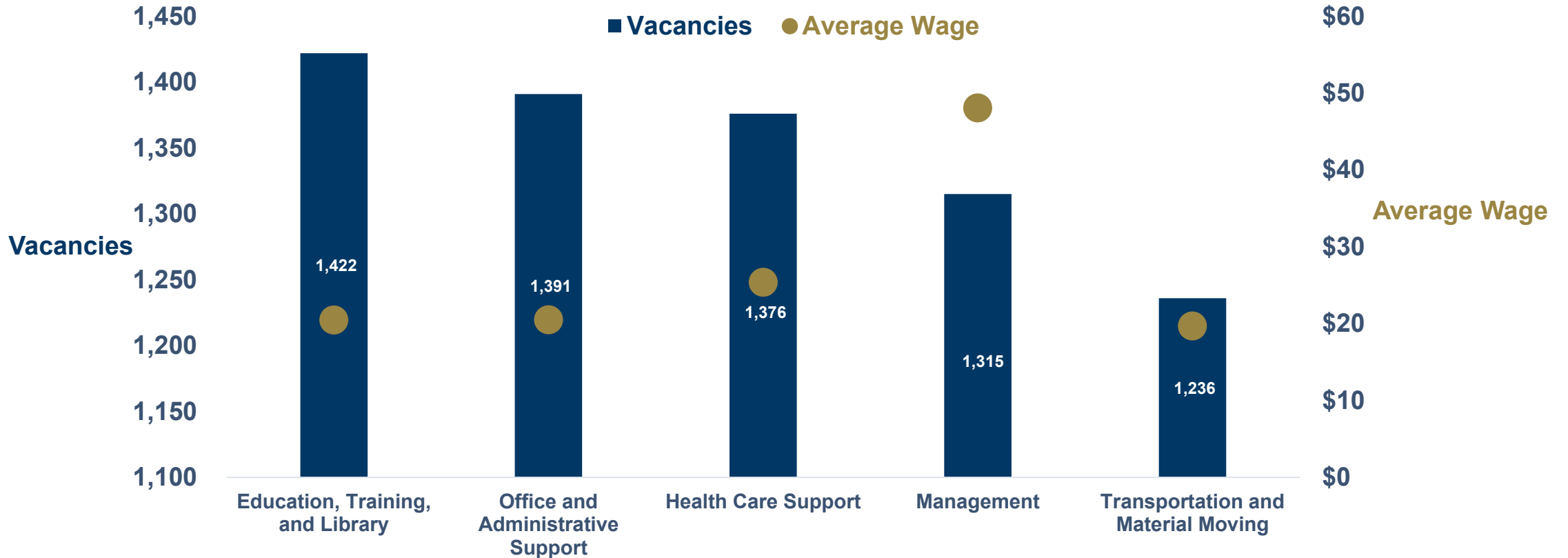
## Percentage of All Workers Working Part Time



Source: Oregon Employment Department, Bureau of Labor Statistics Current Population Survey

# WHAT JOBS ARE HIRING?

## Portland Metro Occupation Groups With the Most Job Vacancies, 2024



Source: Oregon Employment Department, Job Vacancy Survey (2024 Annual)

## Portland Metro Job Vacancies by Industry, 2024

Industry	Vacancies	Average Wage
<b>All Industries</b>	<b>16,941</b>	<b>\$27.63</b>
Health care and social assistance	5,386	\$26.68
Management, administrative, and waste service	1,794	\$35.59
Manufacturing	1,498	\$25.36
Other services	1,478	\$27.11
Professional, scientific, and technical services	1,393	\$35.58
Private educational services	1,364	\$34.45
Leisure and hospitality	1,181	\$20.76
Retail trade	1,002	\$18.80
Wholesale trade	937	\$21.45
Construction	722	\$32.71
Financial activities	130	\$24.23

*Source: Oregon Employment Department*

## Top Portland Metro Occupations With the Highest Number of Difficult-to-Fill Job Vacancies, 2024

<u>Occupation</u>	<u>Vacancies</u>
<b>Difficult-to-Fill Vacancies in All Occupations</b>	<b>7,325</b>
Preschool Teachers, Except Special Education	414
Automotive Service Technicians and Mechanics	353
Massage Therapists	283
Maids and Housekeeping Cleaners	212
Teaching Assistants, Preschool, Elementary, Middle, and Secondary Schoc	181
Business Operations Specialists, All Other	171
Accountants and Auditors	171
Licensed Practical and Licensed Vocational Nurses	165
Industrial Truck and Tractor Operators	162
Medical Assistants	135

*Source: Oregon Employment Department*

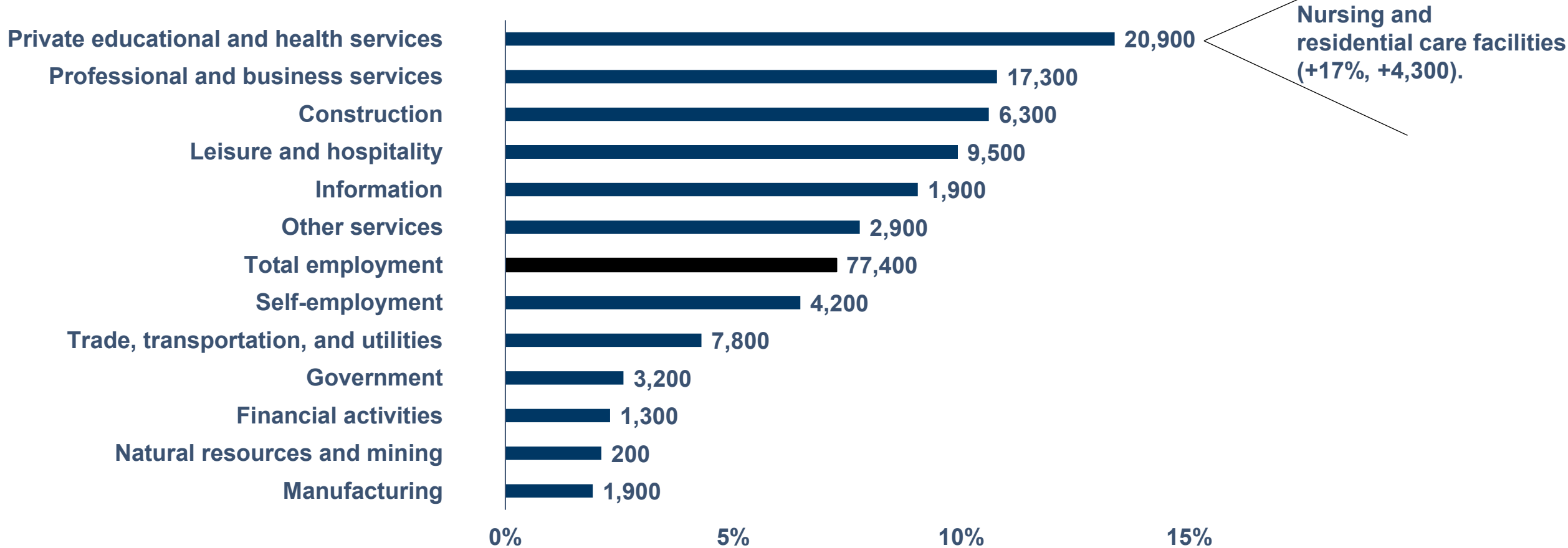
**Portland Metro Job Vacancies by Length of Time Job has been Open, 2024**

<b>Length of Time Job has been Open</b>	<b>Vacancies</b>	<b>Average Wage</b>	<b>Difficult to Fill</b>
<b>All Vacancies</b>	<b>16,941</b>	<b>\$27.63</b>	<b>43%</b>
< 30 Days	6,199	\$24.44	38%
30-59 Days	1,990	\$27.98	35%
60+ Days	3,827	\$33.64	67%
Always Open	2,192	\$27.06	77%
Unknown	2,733	\$45.51	0%

*Source: Oregon Employment Department*

2024-2034 PROJECTIONS: WASHINGTON COUNTY 7%, OREGON 6%, U.S. 3%.

### Portland Tri-County Projected Employment Change (10-yr Growth), 2024-2034



Source: Oregon Employment Department, Occupational Projections 2024-2034

**QUALITYINFO.ORG**

Local Labor Market Information

# SHARED VISUAL LANGUAGE

**Search**-Use this anytime you want to find information by typing a query into a box.

*Primary Tools*-Career Explorer, Occupation Profiles, Employer Database, Businesses by Industry

**Location**-Used when selecting a specific geography. Different tools break geography down by workforce area, county, and in some cases, city. Used in most Tools.

**Select Date**-Used when looking for information related to a specific timeframe.

*Primary Tools*-Economy Tab Tools

**Select Industry**-Used when filtering results by Industry.

*Primary Tools*- QCEW, CES, Businesses by Industry

**Select Report**-Used when there are multiple report formats i.e. summary vs detailed.

*Primary Tools*-Occupation Profiles, Economy Tab Tools.

**Select Filter**-Used when filtering results by category, Options vary depending on the tool.

*Primary Tools*-Occupation Profiles, Career Explorer, CES

**Print**-Used for Printing AND to export as PDF

*Present in All Tools*

**Export as Excel**-Export data as an excel file.


*Primary Tools*-Economy Tab Tools

**Information**-Tells you about the tool and how to use it.

*Present in All Tools*

**+ Expand All**

Is your friend. If you see a plus sign, click on it to expand the information. Expand All opens up all minimized fields. Primarily used in Occupation Explorer.




-  [Tools](#) ▾
- [Regional Info](#) ▾
- [Data](#)
- [Publications](#)
- [Press Release](#)

OUR LATEST RESEARCH



**Employment and Unemployment in Oregon's Counties**

Oregon Employment Department Jan 13  
 In November, the unemployment rate increased over the year in all of Oregon's counties with published rates. Of the 31 counties with available data, ...

- Jan 7 ['Always Open' Job Vacancies in Oregon](#)
- Jan 7 [Consejos para ahorrar para la universidad](#)
- Jan 5 [Oregon Public Higher Education Enrollment Increased in 2025](#)
- Jan 5 [Employee Tenure \(Still\) Averages Four Years](#)
- Dec 26 [Oregon Labor Market After the Jolt: JOLTS in Oregon](#)
- Dec 23 [Oregon's Seafood Processing Industry](#)

[More Articles](#)

OREGON ECONOMIC INDICATORS

<b>Unemployment Rate</b> - November 2025	<b>5.2%</b>	—
Seasonally Adjusted		N/A
<b>Total Unemployed</b> - November 2025	<b>117,019</b>	—
Seasonally Adjusted		N/A
<b>Nonfarm Employment</b> - November 2025	<b>1,989,100</b>	↑
Seasonally Adjusted		1,600
<b>Job Vacancies</b> - 3rd Quarter 2025	<b>53,642</b>	↑
		5.1%



Find labor market information tools from the Oregon Employment Department Research Division.

### LMI Tools

#### Careers

- Find a Job
- Occupation & Wage Information
- Career Explorer
- Find Employers
- Wage Conversion Calculator
- Search Biz News

#### Economy

- Unemployment Rates (LAUS)
- Current Employment Estimates (CES)
- Employment & Wages by Industry (QCEW)
- Unemployment Insurance Characteristics
- Inflation Calculator
- Fast Facts Dashboard
- Projections

#### Business

- Industry Profiles
- Businesses by Industry

#### Workforce System Performance Measures

- Performance Measures Summary
- Employment Rate
- Median Earnings
- Entered Employment Rate
- Wage Gain
- Customer Satisfaction



Find labor market information tools from the Oregon Employment Department Research Division.

**LMI Tools**

**Careers**

- Find a Job
- Occupation & Wage Information
- Career Explorer
- Find Employers
- Wage Conversion Calculator
- Search Biz News

**Economy**

- Unemployment Rates (LAUS)
- Current Employment Estimates (CES)
- Employment & Wages by Industry (QCEW)
- Unemployment Insurance Characteristics
- Inflation Calculator
- Fast Facts Dashboard
- Projections

**Business**

- Industry Profiles
- Businesses by Industry

**Workforce System Performance Measures**

- Performance Measures Summary
- Employment Rate
- Median Earnings
- Entered Employment Rate
- Wage Gain
- Customer Satisfaction

“Occupation & Wage Information”  
Likely the most useful feature on QualityInfo for you.

- Enter a career title under the Job & Career Search, click “Get Report”.
- Can filter by occupation, report type, and location.
- Also found in “Tools” tab.

The screenshot shows the Oregon Employment Department website. At the top right, there are links for "Email Notifications", "About Us", and "Contact Us". Below the navigation bar, there is a search bar and a menu with options: Home, Tools, Regional Info, Data, Publications, and Press Release. The main content area is divided into three columns. The left column features a "BREAKING NEWS" banner for "Employment and Unemployment in Oregon's Counties" with a sub-headline "Oregon Employment Department" and a date of "Jan 13". The middle column lists "OUR LATEST RESEARCH" with several articles, including "'Always Open' Job Vacancies in Oregon" (Jan 7), "Consejos para ahorrar para la universidad" (Jan 7), "Oregon Public Higher Education Enrollment Increased in 2025" (Jan 5), "Employee Tenure (Still) Averages Four Years" (Jan 5), "Oregon Labor Market After the Jolt: JOLTS in Oregon" (Dec 26), and "Oregon's Seafood Processing Industry" (Dec 23). The right column displays "OREGON ECONOMIC INDICATORS" with a table of data:

Indicator	Value	Change
Unemployment Rate - November 2025	5.2%	—
Seasonally Adjusted		N/A
Total Unemployed - November 2025	117,019	—
Seasonally Adjusted		N/A
Nonfarm Employment - November 2025	1,989,100	↑
Seasonally Adjusted		1,600
Job Vacancies - 3rd Quarter 2025	53,642	↑
		5.1%

At the bottom of the page, there are two charts: "Fastest and Slowest Industry Changes in Oregon" (November 2024 to November 2025, Seasonally Adjusted) and "Employment Change in Oregon's Metro Areas" (November 2024 to November 2025, Seasonally Adjusted). The "JOB & CAREER SEARCH" section is highlighted with a red circle and arrows, showing two input fields: "Enter job title" with a "Find Jobs" button, and "Enter career title" with a "Get Report" button.

### Home Health Aides (311121) Oregon (All Counties)

Change report type   

Median Hourly Wage	2024 Employment	Job Openings per Year	10-Year Growth
\$20.52	41,749	7,397	17.6%

#### Description


Monitor the health status of an individual with disabilities or illness, and address their health-related needs, such as changing bandages, dressing wounds, or administering medication. Work is performed under the direction of offsite or intermittent onsite licensed nursing staff. Provide assistance with routine healthcare tasks or activities of daily living, such as feeding, bathing, toileting, or ambulation. May also help with tasks such as preparing meals, doing light housekeeping, and doing laundry depending on the patients abilities.



- + Expand All
- + Job Openings Listed with the Oregon Employment Department
- + Job Openings from Other Websites
- + State of Oregon Licenses & Certifications
- + Wage Range 2025
- + Employment Outlook
- + Area Employment Projections
- + Industries of Employment
- + Educational Requirements
- + Knowledge, Skills, Abilities, and Work Activities
- + Schools and Training Providers
- + Related Occupations

Click to expand

Once expanded,  
you can export  
that info



- Home
- Tools**
- Regional Info
- Data
- Publications
- Press Release



**LMI Tools**

**Careers**

- Find a Job
- Occupation & Wage Information
- Career Explorer
- Find Employers
- Wage Conversion Calculator
- Search Biz News

**Economy**

- Unemployment Rates (LAUS)
- Current Employment Estimates (CES)
- Employment & Wages by Industry (QCEW)
- Unemployment Insurance Characteristics
- Inflation Calculator
- Fast Facts Dashboard
- Projections

**Business**

- Industry Profiles
- Businesses by Industry

**Workforce System Performance Measures**

- Performance Measures Summary
- Employment Rate
- Median Earnings
- Entered Employment Rate
- Wage Gain
- Customer Satisfaction

“Career Explorer”  
Great for job-seekers.

### My most used:

#### LMI Tools

##### Careers

- Find a Job
- Occupation & Wage Information
- Career Explorer
- Find Employers
- Wage Conversion Calculator
- Search Biz News

Find labor market information tools from the Oregon Employment Department Research Division.

##### Economy

- Unemployment Rates (LAUS)
- Current Employment Estimates (CES)
- Employment & Wages by Industry (QCEW)
- Unemployment Insurance Characteristics
- Inflation Calculator
- Fast Facts Dashboard
- Projections

##### Business

- Industry Profiles
- Businesses by Industry

##### Workforce System Performance Measures

- Performance Measures Summary
- Employment Rate
- Median Earnings
- Entered Employment Rate
- Wage Gain
- Customer Satisfaction

## Employment and Unemployment in Oregon's Counties

Oregon Employment Department Jan 13  
In November, the unemployment rate increased over the

Jan 5  
Employee Tenure (Still) Averages Four Years

Dec 26  
Oregon Labor Market After the Jolt: JOLTS in Oregon

Dec 23  
Oregon's Seafood Processing Industry

More Articles

Seasonally Adjusted

Job Vacancies - 3rd Quarter 2025

53,642

↑  
5.1%

Underappreciated!



Find labor market information tools from the Oregon Employment Department Research Division.

**LMI Tools**

**Careers**

- Find a Job
- Occupation & Wage Information
- Career Explorer
- Find Employers
- Wage Conversion Calculator
- Search Biz News

**Economy**

- Unemployment Rates (LAUS)
- Current Employment Estimates (CES)
- Employment & Wages by Industry (QCEW)
- Unemployment Insurance Characteristics
- Inflation Calculator
- Fast Facts Dashboard
- Projections

**Business**

- Industry Profiles
- Businesses by Industry

**Workforce System Performance Measures**

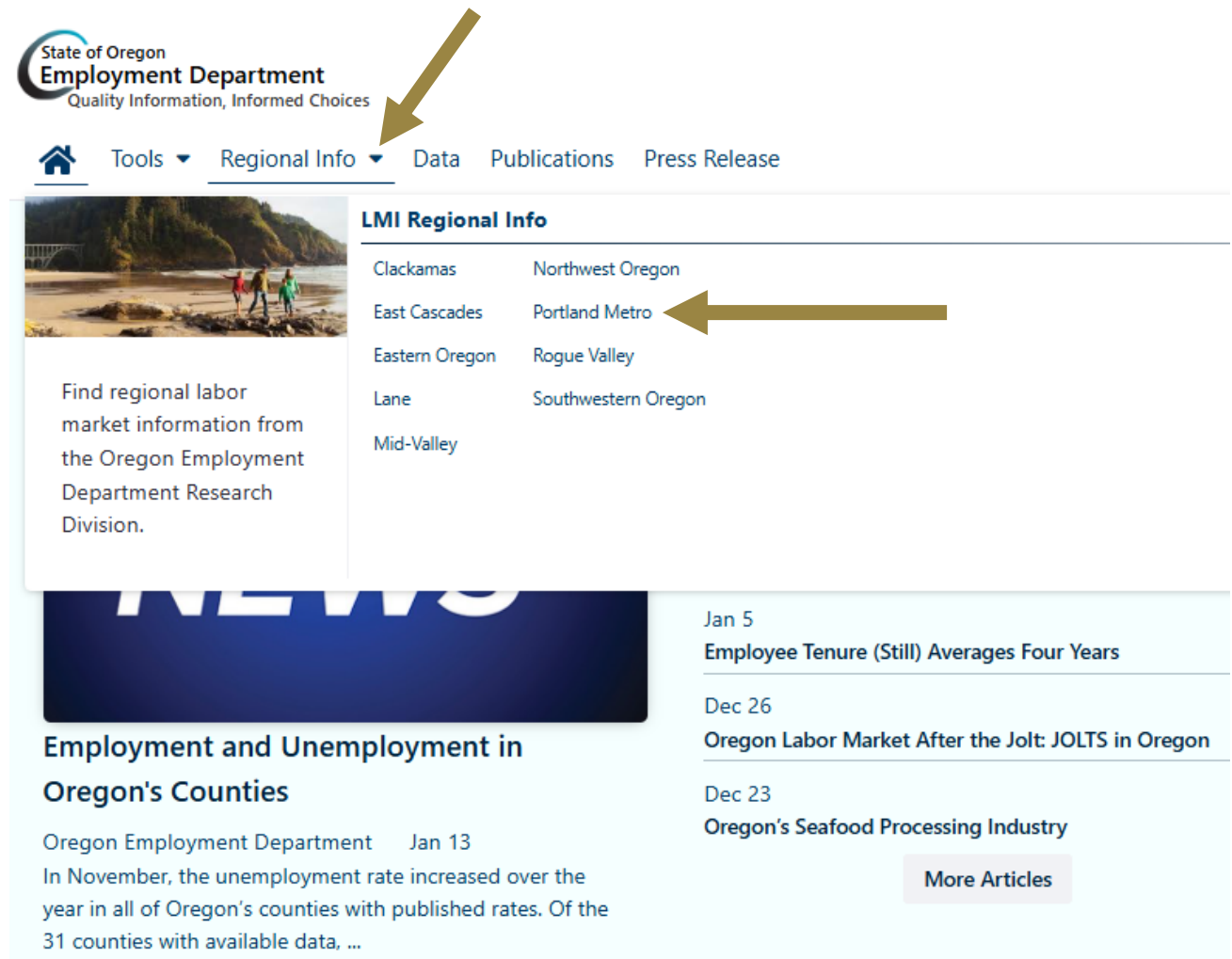
- Performance Measures Summary
- Employment Rate
- Median Earnings
- Entered Employment Rate
- Wage Gain
- Customer Satisfaction

# Data on the employment and wage outcomes of workforce system program participants.

The screenshot shows the Oregon Employment Department website. At the top right, there is a link for "Email Notifications | Abc". The logo on the left reads "State of Oregon Employment Department" with the tagline "Quality Information, Informed Choices". A search bar with the text "Search..." and a magnifying glass icon is located in the top right. The main navigation menu includes "Home", "Tools" (circled in yellow), "Regional Info", "Data", "Publications", and "Press Release". Below the navigation, there is a section titled "LMI Tools" with a grid of categories: "Careers", "Economy", "Business", and "Workforce System Performance Measures" (indicated by a bracket and an arrow). The "Workforce System Performance Measures" category lists: "Performance Measures Summary", "Employment Rate", "Median Earnings", "Entered Employment Rate", "Wage Gain", and "Customer Satisfaction". A text box on the left side of the "LMI Tools" section states: "Find labor market information tools from the Oregon Employment Department Research Division."

## “PUBLICATIONS” AND “PRESS RELEASES”

- Labor market information overview for specific Workforce Areas.
- Articles, area-specific publications, economic indicators, WorkSource offices, contact information.



The screenshot shows the State of Oregon Employment Department website. The header includes the logo and tagline "Quality Information, Informed Choices". The navigation menu has "Regional Info" selected, with a dropdown arrow pointing to it. Below the menu, there is a section titled "LMI Regional Info" with a list of regions: Clackamas, East Cascades, Eastern Oregon, Lane, Mid-Valley, Northwest Oregon, Portland Metro, Rogue Valley, and Southwestern Oregon. A large arrow points to "Portland Metro". To the left of the list is a text box: "Find regional labor market information from the Oregon Employment Department Research Division." Below the list is a "NEWS" banner with the article "Employment and Unemployment in Oregon's Counties" dated Jan 13. To the right of the banner is a list of articles: "Employee Tenure (Still) Averages Four Years" (Jan 5), "Oregon Labor Market After the Jolt: JOLTS in Oregon" (Dec 26), and "Oregon's Seafood Processing Industry" (Dec 23). A "More Articles" button is at the bottom right.

State of Oregon  
**Employment Department**  
Quality Information, Informed Choices

Home Tools Regional Info Data Publications Press Release

### LMI Regional Info

Clackamas	Northwest Oregon
East Cascades	Portland Metro
Eastern Oregon	Rogue Valley
Lane	Southwestern Oregon
Mid-Valley	

Find regional labor market information from the Oregon Employment Department Research Division.

## NEWS

### Employment and Unemployment in Oregon's Counties

Oregon Employment Department Jan 13  
In November, the unemployment rate increased over the year in all of Oregon's counties with published rates. Of the 31 counties with available data, ...

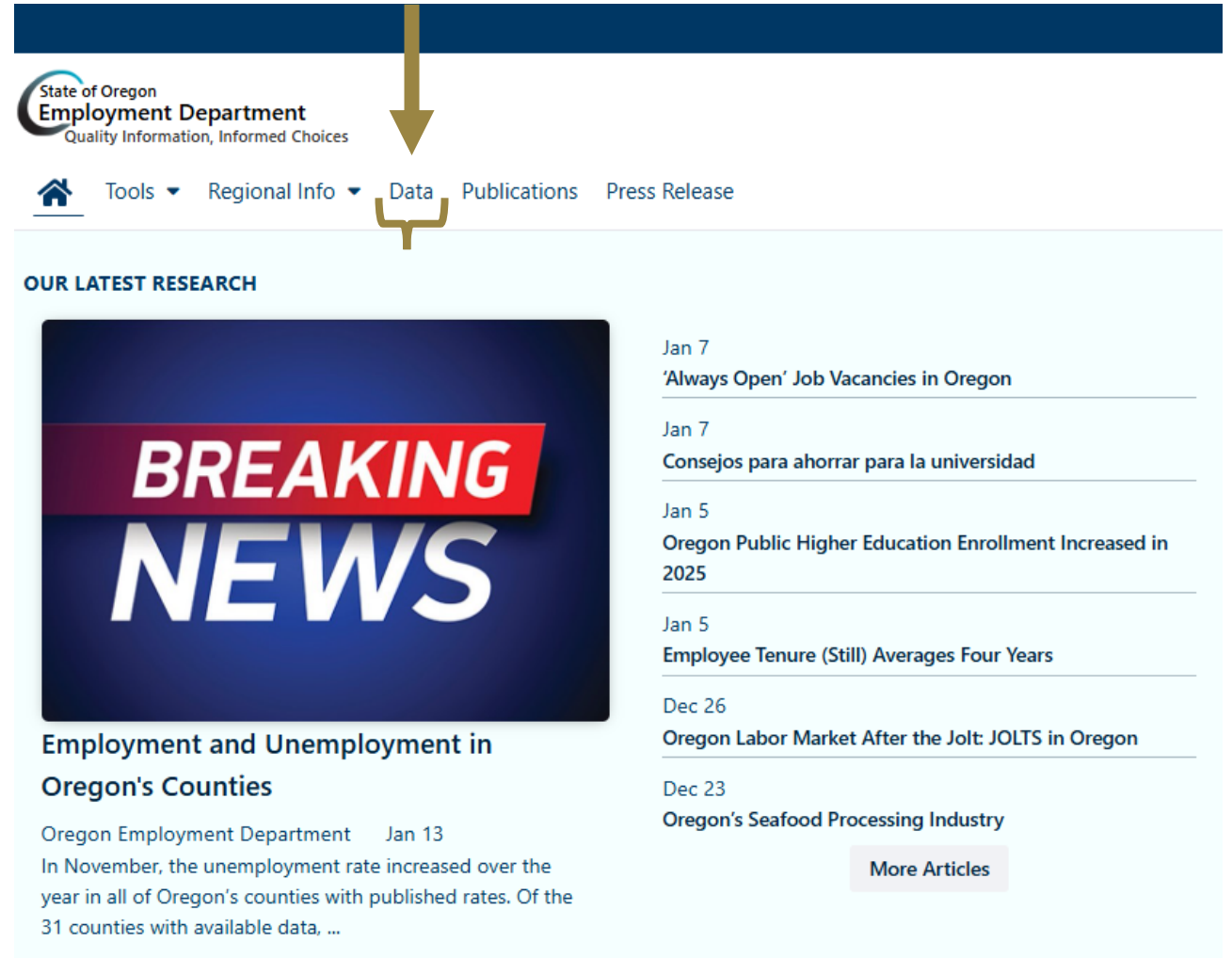
Jan 5  
**Employee Tenure (Still) Averages Four Years**

Dec 26  
**Oregon Labor Market After the Jolt: JOLTS in Oregon**

Dec 23  
**Oregon's Seafood Processing Industry**

[More Articles](#)

- Large spreadsheets of Labor Market Information and Publications.
- Oregonians @ Work; High-Wage, High-Demand, High-Skill Occupations; and STEM.



The screenshot shows the State of Oregon Employment Department website. The navigation menu includes 'Home', 'Tools', 'Regional Info', 'Data', 'Publications', and 'Press Release'. The 'Data' tab is highlighted with a gold arrow and bracket. Below the navigation, the 'OUR LATEST RESEARCH' section features a 'BREAKING NEWS' banner for 'Employment and Unemployment in Oregon's Counties' dated Jan 13. To the right, a list of recent articles is shown, including 'Always Open' Job Vacancies in Oregon (Jan 7), 'Consejos para ahorrar para la universidad' (Jan 7), 'Oregon Public Higher Education Enrollment Increased in 2025' (Jan 5), 'Employee Tenure (Still) Averages Four Years' (Jan 5), 'Oregon Labor Market After the Jolt: JOLTS in Oregon' (Dec 26), and 'Oregon's Seafood Processing Industry' (Dec 23). A 'More Articles' button is located at the bottom right of the list.

## FEATURED DATA



May 6, 2022

### Oregon Industry Employment Projections 2020-2030

Are you wondering what the future holds for Oregon's economy? Every two years, OED economists project industry employment trends for the state and its local areas.



May 6, 2022

### Oregon Wage Information

What are the average wages for auto mechanics? What are beginning wages for accounting clerks? What are the going wages for experienced cooks? This table provides answers to questions like these for occupational wages.



May 6, 2022

### Oregon Occupational Employment Projections 2020-2030

Are you wondering what the future holds for Oregon's economy? Every two years, OED economists project occupational employment trends for the state and its local areas.

## EMPLOYMENT & UNEMPLOYMENT DATA

- + Tools
- + Industry Employment Projections
- + Oregonians @ Work
- + Other Data

## OCCUPATIONAL & WAGE DATA

- + Tools
- + Oregon Wage Information
- + Occupational Employment Projections
- + Occupations in Demand
- + High-Wage, High-Demand, High-Skill Occupations
- + STEM (Science, Technology, Engineering, and Math)

## “PUBLICATIONS” AND “PRESS RELEASES”

- Publications:
  - Special publications, analysis, posters, and brochures
- Press Releases:
  - Latest Employment in Oregon and local area press release news items

The screenshot shows the State of Oregon Employment Department website. The header includes the logo and tagline 'Quality Information, Informed Choices'. The navigation menu has 'Publications' and 'Press Release' highlighted with a bracket and arrows pointing to the main content area. The main content area is titled 'OUR LATEST RESEARCH' and features a 'BREAKING NEWS' banner for 'Employment and Unemployment in Oregon's Counties' dated Jan 13. To the right, a list of recent articles is shown with dates and titles, including 'Always Open' Job Vacancies in Oregon (Jan 7), 'Consejos para ahorrar para la universidad' (Jan 7), 'Oregon Public Higher Education Enrollment Increased in 2025' (Jan 5), 'Employee Tenure (Still) Averages Four Years' (Jan 5), 'Oregon Labor Market After the Jolt: JOLTS in Oregon' (Dec 26), and 'Oregon's Seafood Processing Industry' (Dec 23). A 'More Articles' button is located at the bottom right of the list.

State of Oregon  
Employment Department  
Quality Information, Informed Choices

Home Tools Regional Info Data Publications Press Release

OUR LATEST RESEARCH

**BREAKING NEWS**

**Employment and Unemployment in Oregon's Counties**

Oregon Employment Department Jan 13  
In November, the unemployment rate increased over the year in all of Oregon's counties with published rates. Of the 31 counties with available data, ...

Jan 7  
**'Always Open' Job Vacancies in Oregon**

Jan 7  
**Consejos para ahorrar para la universidad**

Jan 5  
**Oregon Public Higher Education Enrollment Increased in 2025**

Jan 5  
**Employee Tenure (Still) Averages Four Years**

Dec 26  
**Oregon Labor Market After the Jolt: JOLTS in Oregon**

Dec 23  
**Oregon's Seafood Processing Industry**

[More Articles](#)

**QUALITYINFO.ORG**

Local Labor Market Information